

pmslink keycard



What is pmslink keycard?

char pmslink keycard is an universal connector to allow the recording and managing of Guest Keycards using the **Apaleo** PMS interface.

It is compatible with different Key System providers (**ASSA ABLOY, SALTO, OTHERS ...**) and allows the use of compatible card recorders / encoders.

The Hotel needs a solution to record Key Guest Cards directly from Apaleo PMS

Problem:

The Hotel needs to make 2 actions to record a Guest Key Card:

- 1) Make the Check-In in Apaleo PMS
- 2) Make the recording of the Key Card in an external software (Visonline, Salto ProAccess, Onity, ...).

Solution:

If **char pmslink keycard** is installed, the PMS user will have a **new Tab (“KEYCARD”)** in Apaleo PMS for the recording of Guest Key Cards directly to the selected encoder.

 *The hotel may have different encoders and all of them will be integrated in the KEYCARD's Tab*

Using pmslink keycard

Example:

- 1 The Hotel enter in Guest Reservation
- 2 Assign Guest room number
- 3 Select KEYCARD Tab
- 4 Recording of the Key Cards are done in seconds

The screenshot shows the 'apaleo' PMS interface for 'Hotel Vienna'. The main content area is titled '#102 CREATE CARD'. It features three columns: 'N° of cards' with a value of '2', 'Encoder' with a dropdown menu showing 'Name of encoder', and 'Access profiles' with a dropdown menu showing 'VIP'. Below these is an 'Additional access' section with checkboxes for 'Pool 1', 'Pool 2', 'Pool 3', 'Garage' (checked), 'Gym', and 'Concierge'. At the bottom right, there is a blue 'Create Card' button. The sidebar on the left contains various navigation options, with 'Reservations' highlighted. The top right corner shows the current price as '251.00 EUR' and balance as '-251.00 EUR'.

Using pmslink keycard

KEYCARD TAB: Details

KEYCARD

#102 **CREATE CARD**

1 N° of cards

2 Encoder

Name of encoder ▼

3 Access profiles

VIP ▼

4 Additional access ▲

<input type="checkbox"/> Pool 1	<input type="checkbox"/> Pool 2	<input type="checkbox"/> Pool 3
<input checked="" type="checkbox"/> Garage	<input type="checkbox"/> Gym	<input type="checkbox"/> Concierge

5 [+ Add extra rooms](#)

char - PMSLINK KEYCARD

6 Create Card

- 1** Select N° of cards to be recorded
- 2** Select the Encoder's name
- 3** Select Guest profile
- 4** Select additional accesses for guest
- 5** Add extra rooms
- 6** Key Card is recorded



The Hotel may use one or more encoders from the same or different manufacturers

Keycard Confirmation and Error messages

Confirmation

If the keycard has been correctly recorded, a confirmation message will appear:



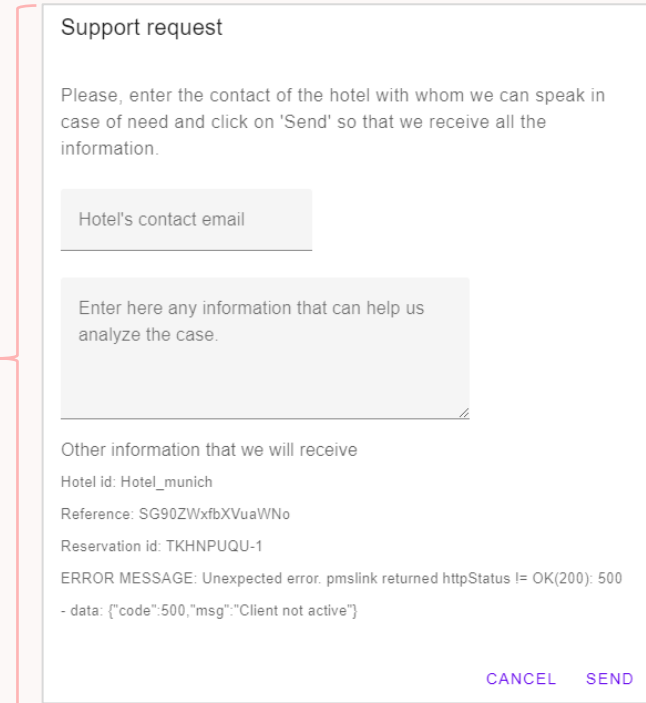
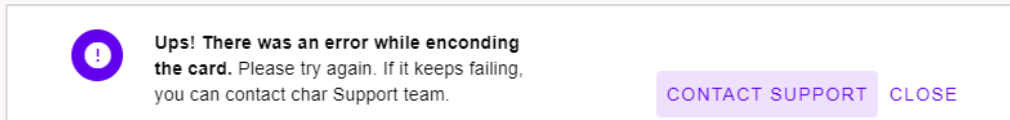
Error message

If the keycard has not been correctly saved, an error message will appear.

The Hotel may ask for technical assistance using the “Contact Support” button, where all the information about the error is sent to char.

The only information required is the hotel’s mail.

Any extra information may be sent to explain the issue.





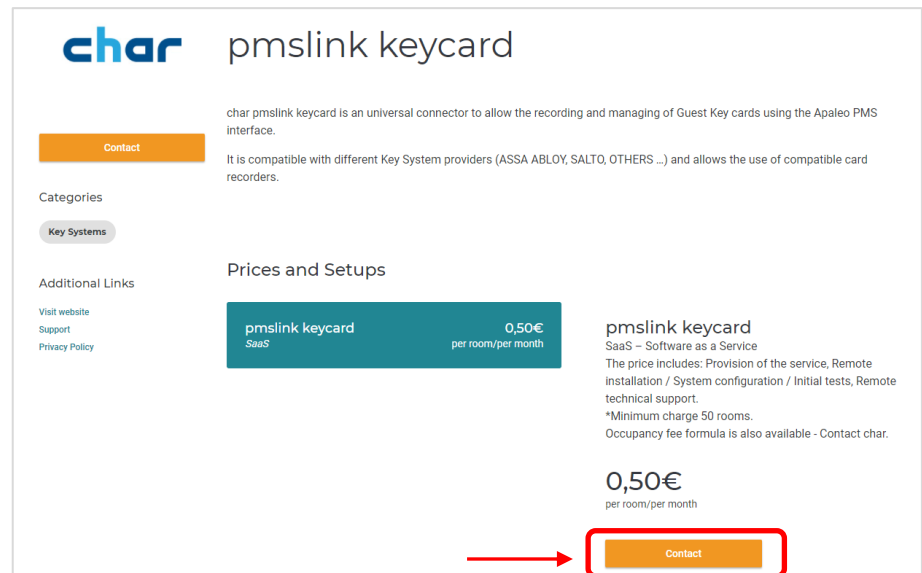
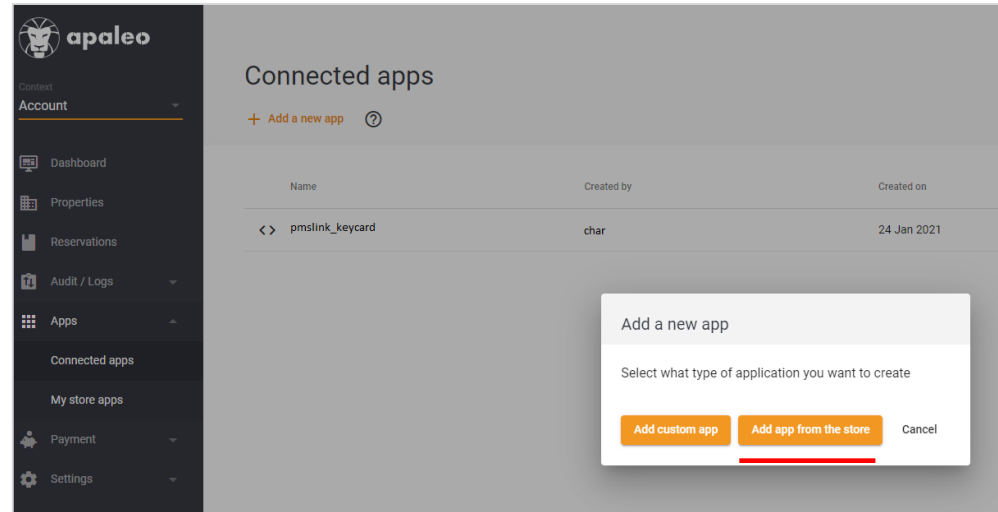
Steps to activate the solution

1. Contact sales@char.es asking for the implementation of **char pmslink keycard**, indicating:
 - Hotel Name
 - Hotel Location (Country / City)
 - Number of total rooms in the hotel
 - Encoders used by the Hotel (Manufacturer / model)
2. Char will send a link to have the Hotel details: <https://www.charpmslink.com/customer-registration-form>
Once all information is received, the offer is sent for acceptance.
3. Co-ordination with encoder supplier and hotel IT Manager, scheduling the date and time for the remote installation.
4. Remote installation and activation of the service. Tests to ensure correct operation.
If all requirements are met, the process should not exceed 2 hours.
5. Remote user training.

Boarding Process

1. Contact char@sales.es or add a new app from the store.
2. Select **char pmslink keycard** app (Category: Key Systems).
3. Press Contact button.
4. char will contact you to schedule the installation of **char pmslink keycard** solution.

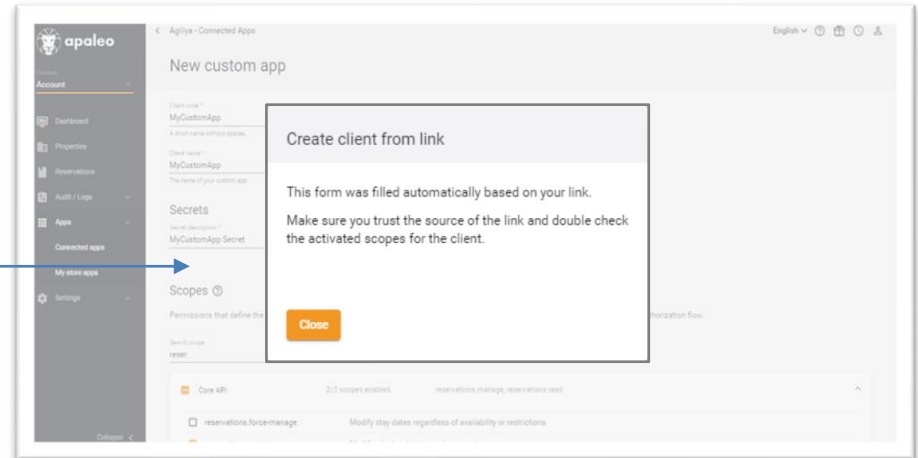
See Part II for more details...



Boarding Process

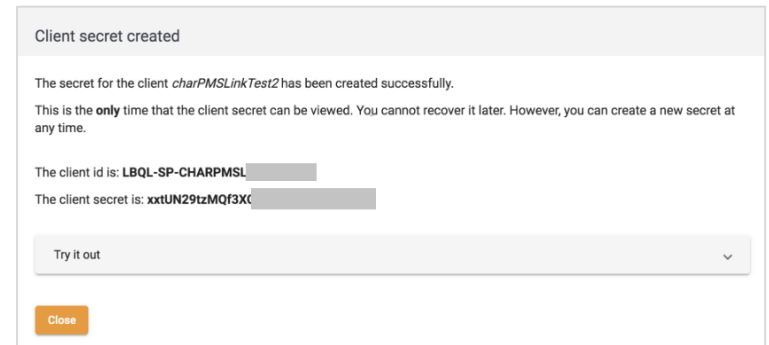
Part II

1. char has sent to the Hotel a link of the 'Connected App' to be added in Apaleo Account menu.
2. When opening the link a message will appear: "Create client from link"
3. Press 'Close' button and click on 'Save'
4. A popup message appears: 'Client secret created'. Save these two credentials:
 - a) Client ID
 - b) Client secret



This information is required to create the Connect App and must be shared to your char's technical contact.

5. char technicians will make a remote connection to the hotel's PC and they will install the *pmslink keycard* solution.



In case the Hotel needs to uninstall the application, and before to delete the Connected App 'char pmslink keycard', please contact char's Technical Department (support@char.es) in order to delete the Connected App.

Prices: pmslink keycard

char pmslink keycard is marketed as a SaaS service (Software as a Service).

0,50€
per room/per month

- ✓ Remote installation
- ✓ Initial Setup / configuration
- ✓ Validation tests
- ✓ Unlimited remote technical support
- ✓ Software updates
- ✓ Configuration of new encoders

Available in Apaleo App Store

char pmslink keycard

char pmslink keycard is an universal connector to allow the recording and managing of Guest Key cards using the Apaleo PMS interface.

It is compatible with different Key System providers (ASSA ABLOY, SALTO, OTHERS ...) and allows the use of compatible card recorders.

Contact

Categories

Key Systems

Additional Links

Visit website
Support
Privacy Policy

Prices and Setups

pmslink keycard SaaS 0,50€ per room/per month

pmslink keycard
SaaS – Software as a Service
The price includes: Provision of the service, Remote Installation / System configuration / Initial tests, Remote technical support.
*Minimum charge 50 rooms.
Occupancy fee formula is also available - Contact char.

0,50€
per room/per month

Contact

Or contact sales@char.es

Minimum requirements

- PC/Server, not dedicated, with any current version of Windows O.S. (Win10, 2016 Server, 2019 Server, ...) 4GB RAM, 10 GB HDD, 2 GHz Intel Dual Core or higher. These requirements will depend on other processes running on the PC.
- Internet access to allow remote installation / maintenance of **char pmslink keycard** and the connection with **Apaleo** server.
- Depending on the manufacturer of the keycard Encoder, a connection to the corresponding server (Visionline, ProAccess, ...) and the installation of the necessary encoder drivers on the PC will be necessary.

We need to have contact with ...

- Technical contact of the Hotel's Keycard recorder supplier.
- Hotel IT Manager.



experience and innovation

Since 1996 we have been creating specialized solutions to manage the call accounting information for business environments and we create solutions considered as a reference for the integration with systems, equipments and devices, focused on the Hotel environment.

With over 40.000 users in Spain and other countries, our products are **leaders** in the management of data and system integration for the **Hospitality sector**.



HMobile is the char's division for tools to improve **efficiency and quality** in the different departments of the **hotel**.

More information in HMobile's [website](#)